

















COMPARISON CHART

Refer to this chart when comparing SunSync® Light-Reactive Lenses.

	SunSync Elite	SunSync Elite XT	Original SunSync	SunSync Drive XT
Category	Ultra-Fast Light-Reactive	Ultra-Fast Extra Reactive	Conventional Light-Reactive	Conventional Extra Reactive
Fade-Back Speed				
Activation Speed				
Outdoor Darkness				
Indoor Clarity				
UV Protection	100%	100%	100%	100%
Blue Light Filtration	Indoors + Outdoors	Indoors + Outdoors	Indoors + Outdoors	Indoors + Outdoors
In-Car Color Retention	No	Yes	No	Yes
Available Colors	Gray, Brown	Gray, Brown	Gray, Brown	Gray, Brown
Lens Availability	Single Vision, Progressive, NVF*, FT28, Safety	Single Vision, Progressive, NVF, Safety	Single Vision, Progressive, NVF, FT28, Safety	Single Vision, Progressive, NVF, Safety
Satisfaction Guarantee	1 Year, 100% for VSP® Members	1 Year, 100% for VSP Members	1 Year, 100% for VSP Members	1 Year, 100% for VSP Members

All comparative specifications in relation to other SunSync lenses. Photochromic performance is influenced by temperature, UV exposure, and lens material. *NVF = Near Variable Focus

 Best  2nd Best  3rd Best  4th Best

OVERVIEW CHART

Refer to this chart when considering a SunSync Light-Reactive Lens for your patient.

ULTRA-FAST

SunSync Elite

Ultimate lens for patients seeking **fastest fade-back** and **clear appearance indoors**, but don't need darkest color outdoors or in-car color retention.

RECOMMEND FOR:

- ▶ Fastest fade-back speed
- ▶ Clear indoor appearance
- ▶ UV and blue light defense
- ▶ Exceptional durability

LIFESTYLE FITS

Any lifestyle benefiting from the fastest fade back, clearest indoor appearance, UV and blue light defense, and dark, but not the darkest color.

OCCUPATIONAL FITS:

Occupations with frequent indoor-outdoor movement or longer periods indoors, need for clearest appearance, and regular screen or device use for extended periods.

SunSync Elite XT

Perfect for patients who want an extra-dark light-reactive lens with **fast fade-back, excellent UV and blue light defense**, and **in-car color retention**.

RECOMMEND FOR:

- ▶ Ultra-fast fade-back speed
- ▶ Extra-dark outdoor color
- ▶ UV and blue light defense
- ▶ In-car color retention

LIFESTYLE FITS

Outdoor lifestyles or those with regular indoor-outdoor movement requiring the darkest color, UV and blue light defense, and fast, but not the fastest fade back.

OCCUPATIONAL FITS:

Outdoor occupations, driving professions with regular movement in and out of car, and jobs with regular screen or device use.

CONVENTIONAL

Original SunSync

All-purpose lens for patients seeking **solid performance across the board**, but don't need the fastest fade-back speed, darkest color, or in-car color retention.

RECOMMEND FOR:

- ▶ Dark outdoor color
- ▶ Clear indoor appearance
- ▶ UV and blue light defense
- ▶ Exceptional durability

LIFESTYLE FITS

Busy lifestyles with indoor-outdoor movement that don't require fastest reaction speed, darkest outdoor color, or in-car activation.

OCCUPATIONAL FITS:

Occupations that entail longer periods indoors with intermittent trips outside.

SunSync Drive XT

Great daily lens for patients looking for **extra-dark outdoor color, in-car activation, and exceptionally clear indoor appearance**, but don't need the fastest fade-back speed.

RECOMMEND FOR:

- ▶ In-car color retention
- ▶ Darkest outdoor color
- ▶ UV and blue light defense
- ▶ Clear indoor appearance

LIFESTYLE FITS

Lifestyles that require ability for activation in all environments, including the car.

OCCUPATIONAL FITS:

Outdoor occupations, driving occupations, and indoor occupations that include extended periods outdoors.